

October 1, 2009 - October 31, 2009

Account Number: 6427-4483

Account Type: INDIVIDUAL

**E\*TRADE Securities LLC**

PO Box 1542

Merrifield, VA 22116

1-800-ETRADE-1 (1-800-387-2331)

etrade.com Member FINRA/SIPC

**Customer Update:**

**NEW ONLINE ADVISOR** - Rebuild your portfolio one click at a time. See where you stand today, create a diversified long-term plan, and get a customized recommendation. Visit **etrade.com/onlineadvisor** to get started.

**IMPORTANT INFORMATION:****NEW INVESTOR RESOURCE CENTER**

- Free Education
- Easy-to-Use Tools
- Commentary & Insights
- Powerful Search

Visit the Center at [www.etrade.com/irc](http://www.etrade.com/irc)

AHMED A ABDEL-LATIEF  
50601 HEDGEWOOD CT  
GRANGER IN 46530-6835

**Account At A Glance****\$2,692,019.58**

As of 09/30/09

**\$2,828,562.78**

As of 10/31/09

**Net Change:****\$136,543.20**

Securities products and services are offered by E\*TRADE Securities LLC, Member FINRA. Your account is carried by an affiliate, E\*TRADE Clearing LLC, Member NYSE/FINRA/SIPC, which maintains your funds and securities. Please promptly report any inaccuracy or discrepancy in your account to both E\*TRADE Securities LLC at 1-800-ETRADE-1 and E\*TRADE Clearing LLC at 201-499-6247. You should re-confirm any oral communication in writing to further protect your rights, including rights under the Securities Investor Protection Act (SIPA).

DETACH HERE

AHMED A ABDEL-LATIEF  
50601 HEDGEWOOD CT  
GRANGER IN 46530-6835

DETACH HERE

**Use This Deposit Slip****Acct: 6427-4483****Please do not send cash**

Make checks payable to E\*TRADE Clearing LLC.

Mail deposits to:



E\*TRADE CLEARING LLC

P.O. Box 1542

Merrifield, VA 22116-1542

**TOTAL DEPOSIT**

Dollars	Cents

103120090001 111642744838

**E\*TRADE Securities**  
Investment Account



**E\*TRADE**  
**FINANCIAL**  
Trading • Investing • Banking



Please refer to the E\*TRADE Securities Brokerage Customer Agreement for a complete discussion of the terms and conditions governing your account. If you have questions regarding the Customer Agreement or your account, please e-mail us through [etrade.com](mailto:etrade.com) or call 1-800-ETRADE1.

THE INFORMATION CONTAINED IN YOUR ACCOUNT STATEMENT SHALL BE BINDING UPON YOU IF YOU DO NOT OBJECT, EITHER IN WRITING OR VIA ELECTRONIC MAIL, WITHIN FIVE (5) DAYS AFTER THE ACCOUNT STATEMENT IS FIRST RECEIVED BY YOU, OR WITHIN SIXTY (60) DAYS FOR ANY TRANSFER OF FUNDS SUBJECT TO REGULATION E, SUCH AS ATM AND POINT-OF-SALE TRANSFERS, DEBIT TRANSACTIONS, DIRECT DEPOSITS, AND WITHDRAWALS. IN CASE OF ERRORS OR QUESTIONS ABOUT YOUR ELECTRONIC TRANSFERS, DIRECT INQUIRIES TO 1-800-ETRADE1 OR WRITE TO US AT E\*TRADE SECURITIES LLC, P.O. BOX 1542, MERRIFIELD, VA 22116-1542.

**Applicable Rules and Regulations.** All transactions in your account shall be subject to the constitution, rules, regulations, customs, and usages of the exchange or market, and its clearing house, where the transactions are executed by E\*TRADE Clearing LLC (ETC) or its agents, including ETC subsidiaries and affiliates. Also, where applicable, the transactions shall be subject to the provisions of the Securities Act of 1933, as amended, the Securities Exchange Act of 1934, as amended, and the rules and regulations of the Securities and Exchange Commission ("SEC"), the Board of Governors of the Federal Reserve System, and any applicable self-regulatory organization.

**Securities Pricing.** The amounts printed in the market value column of the Account Holdings section, or any amounts derived there from, are based on U.S. month end prices and are provided to us by outside quotation services for the securities currently held by us in your account. Prices of municipal bonds, certain over-the-counter securities, and federal obligations are approximations and are only for guidance purposes. The prices used are based on the last reported transaction known to the quotation services or of the yields or values that are calculated on the basis of these prices. The value of brokered CDs reflected on this statement is estimated by a third-party pricing service. Actual value may differ if you elect to sell your CD(s) in the secondary market.

**Interest/Dividends.** We are required by law to report annually to you and to the Internal Revenue Service on Form 1099 any taxable interest, dividends, and capital gains credited to your account, as well as any taxes withheld. The year-to-date figures shown on your statement reflect these amounts classified to the best of our current knowledge. However, some payments are subject to reclassification, which will be reflected on subsequent statements if we are advised of them prior to the end of the calendar year.

**SIPC and Other Insurance Coverage.** ETC is a member of the Securities Investor Protection Corporation ("SIPC"). SIPC currently protects the assets in each of your securities accounts at ETC up to \$500,000, of which no more than \$100,000 may be in cash. Visit [www.sipc.org](http://www.sipc.org) or call (202) 371-8300 for more information including a brochure on SIPC protection. (Please note that money market mutual fund balances are not considered cash; they are considered to be securities.) Additional protection has been secured through an independent insurer. Account protection does not cover the market risks associated with investing.

**Trading in non-U.S. Markets.** Investing outside the United States involves additional risks related to currency fluctuations, economic and political differences and differences in accounting standards. In order to trade in non-U.S. markets, you first must either: (1) convert U.S. dollars held in your account to the applicable currency of the non-U.S. market in which you wish to trade; or (2) transfer into your account the applicable non-U.S. currency. Currency exchanges are affected by affiliates of ETC on a principal basis, and may include a mark-up or mark-down, as appropriate. You should be aware that more favorable exchange rates may be available through third parties not affiliated with ETC. These currency transactions are not regulated or overseen by the SEC or the Commodities Futures Trading Commission, or any of the securities or commodities self-regulatory organizations. Securities trades executed on a non-U.S. exchange will be effected by one or more affiliates of ETC, which may be compensated for their services.

**Payment for Order Flow.** The SEC (as well as the FINRA) requires that all broker-dealers inform their customers when a new account is opened, and on an annual basis thereafter, of payment for order flow practices (compensation received for placing orders through specialists on national

securities exchanges, over-the-counter market makers, alternative trading systems, and ECN's (collectively, "market centers")). Consistent with the overriding principle of best execution, ETC, at the direction of its affiliate E\*TRADE Securities LLC ("ETS"), routes orders to various market centers. ETS, through ETC, receives remuneration (generally in the form of per share cash payments or through profit sharing arrangements) for routing orders in securities to particular market centers for execution. Such remuneration is considered compensation to ETS, and the source and amount of any compensation received in connection with your transaction will be disclosed to you upon written request. E\*TRADE Financial Corp. has a financial interest in ISE Stock Exchange, LLC, CHX Holdings, Inc. (owner and operator of the Chicago Stock Exchange) and a market maker subsidiary (E\*TRADE Capital Markets). ETS takes a number of factors into consideration in determining where to route customers' orders, including, but not limited to: speed of execution; price improvement opportunities (executions at prices superior to the then prevailing inside market); automatic execution guarantees; the availability of efficient and reliable order handling systems; level of service provided; the cost of executing orders; and, all other factors being equal, whether or not it will receive cash or non-cash payments for routing order flow and reciprocal business arrangements. ETC and ETS regularly and rigorously review transactions and market centers for execution quality based on the foregoing factors.

**Margin Accounts.** Whether a purchase may be made on margin, how much of the purchase price must be in your account at the time you place your order, and your margin maintenance requirements are determined by the Federal Reserve Board ("FRB"), by applicable exchange rules and by ETC. For our protection, we reserve the right, at any time and without prior notice to you, to impose stricter requirements than those imposed by the FRB or applicable exchange rules. You will be charged interest on a daily basis on all debit balances that you owe to ETC and on credit extended to you by ETC for the purpose of purchasing, carrying, or trading in securities or otherwise. Interest is calculated on a 360-day basis using settlement date balances. The applicable interest rate for margin loans is a fixed percentage above ETC's Base Rate, which is set at our discretion with reference to commercially recognized interest rates. The margin interest rate will change without prior notice as the Base Rate changes. Information about ETC's Base Rate is available upon written request to ETC. For more information on how ETC calculates interest, please see the E\*TRADE Securities Brokerage Customer Agreement.

**Cash Balances.** Any cash balances are held unsegregated and may be used by ETC in the conduct of its business, subject to the limitations of Rule 15c3-3 under the Securities Exchange Act of 1934. ETC reserves the right to require seven days' prior notice before permitting a withdrawal or transfer of funds from the time sub-account of my Cash Balance. ETC has no present intention of exercising this provision. However, ETC may, at its sole discretion, choose to do so in the future.

**Options Trading.** If you are approved for options trading, you are responsible for advising ETC of any material changes in your investment objectives or financial situation.

**Random Allocation of Options Exercise Notices.** Exercise assignment notices for options contracts are allocated among customer short options positions in accordance with a random allocation method. A detailed description of ETC's random allocation method is available upon request.

**Financial Statement.** A financial statement of ETC is available for your inspection at [etrade.com](http://etrade.com) or will be mailed to you upon your written request.

ETC is an indirect subsidiary of E\*TRADE Financial Corporation.

If you have a complaint, please call 1-800-ETRADE1, or write to: E\*TRADE Securities LLC, P.O. Box 1542, Merrifield, VA 22116.

#### General Information

**This Statement's Closing Equity.** Market value of all long positions less the market value of all short positions, plus or minus the dollar amount of the net closing money balance.

**Net Change in Equity.** The difference between this statement's closing equity and last statement's closing equity.

**Margin Interest.** Interest expense charges on the daily debit balance in your account.

**Market Value.** The closing price of each security position as of the last business day of the month. (Market value of some positions may be omitted).

**Money Activity Summary.** Total debit (such as purchases, withdrawals, margin interest charges) and total credits (such as sales, deposits, interest, or dividend income) to your account, along with the Combined Opening and Combined Closing balances, are reflected as of the last business day of the statement period.

**Activity/Trade Date.** Trade date or transaction date of other entries.

**Total Portfolio Percent.** Percentage of your holding by issue of security.

**DIV/CPN% Yield.** Annual dividend or bond % yield.

**Open Orders.** Buy or sell orders for securities that have not yet been executed or canceled.

**Symbol/CUSIP.** The symbol or identification number for each security.



Account Number: 6427-4483

Statement Period : October 1, 2009 - October 31, 2009

Account Type: INDIVIDUAL

**Customer Update:**

E\*TRADE Mobile Pro is now available for iPhone.™ Visit [etrade.com/iphone](http://etrade.com/iphone) for more information or download for free at iTunes.


**ACCOUNT OVERVIEW**

Last Statement Date: September 30, 2009

Beginning Account Value (On 09/30/09): \$ 2,692,019.58  
Ending Account Value (On 10/31/09): \$ 2,828,562.78  
Net Change: \$ 136,543.20

For current rates, please visit [www.etrade.com/rates](http://www.etrade.com/rates)

**ASSET ALLOCATION (AS OF 10/31/09)**



100.00% - Stocks, Options & ETF (Long)

**ACCOUNT VALUE SUMMARY**

	AS OF 10/31/09	AS OF 09/30/09	% CHANGE
Margin Balance	\$ -223,244.20	\$ -176,734.95	-26.31%
<b>Total Cash/Margin Debt</b>	<b>\$ -223,244.20</b>	<b>\$ -176,734.95</b>	<b>-26.32%</b>
Stocks, Options & ETF (Long)	\$3,051,806.98	\$2,868,754.53	6.38%
<b>Total Value of Securities</b>	<b>\$3,051,806.98</b>	<b>\$2,868,754.53</b>	<b>6.38%</b>
<b>Net Account Value</b>	<b>\$2,828,562.78</b>	<b>\$2,692,019.58</b>	<b>5.07%</b>

Securities products and services are offered by E\*TRADE Securities LLC, Member FINRA/SIPC. Sweep Deposit Account is a bank deposit account with E\*TRADE Bank, a Federal savings bank, Member FDIC. IRA, Keogh and certain other retirement sweep deposit accounts at each bank are FDIC-insured up to a maximum of \$250,000; all other accounts are FDIC-insured to at least \$100,000. Securities products and cash balances other than Sweep Deposit Account funds are not FDIC-insured, are not guaranteed deposits or obligations of E\*TRADE Bank, and are subject to investment risk, including possible loss of the principal invested.

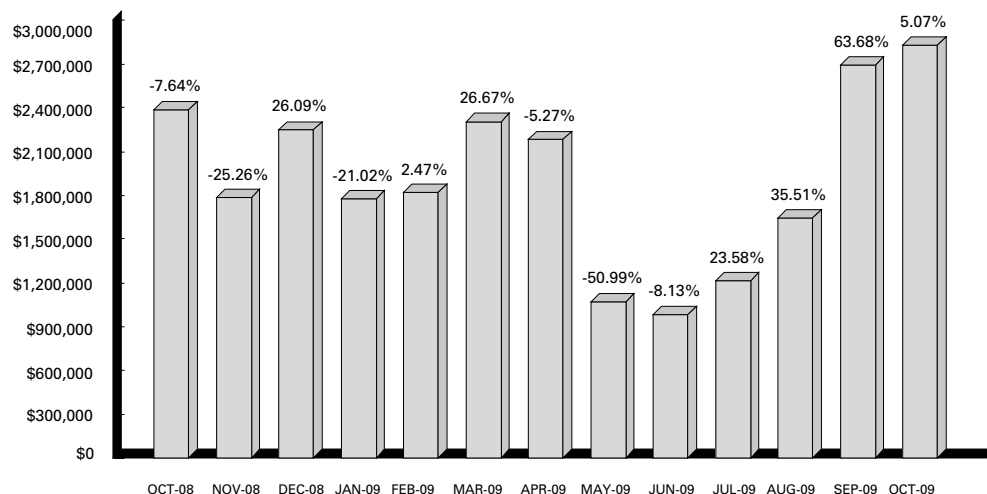


Account Number: 6427-4483

Statement Period : October 1, 2009 - October 31, 2009

Account Type: INDIVIDUAL

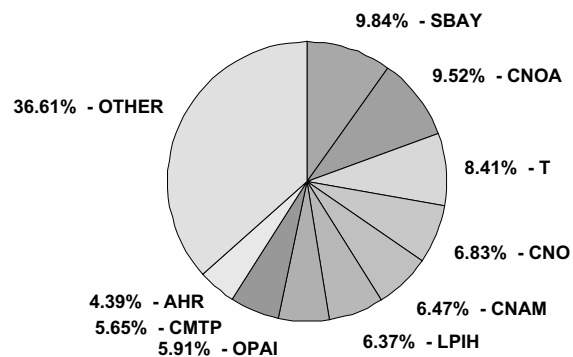
### NET ACCOUNT VALUE BY MONTH END



### ACCOUNT TRANSACTION SUMMARY

DESCRIPTION	THIS PERIOD	YEAR TO DATE
Securities Purchased	\$ -138,720.54	\$ -3,239,415.14
Securities Sold	\$ 93,152.00	\$ 2,294,456.43
<u>Interest Received</u>		
Taxable	\$ 0.00	\$ 7.06
<u>Dividends Received</u>		
Taxable	\$ 56.00	\$ 31,666.44
Margin Interest	\$ -989.87	\$ -9,964.28
Substitute Payments	\$ 0.00	\$ 10,265.10

### TOP 10 ACCOUNT HOLDINGS (AS OF 10/31/09)





Account Number: 6427-4483

Statement Period : October 1, 2009 - October 31, 2009

Account Type: INDIVIDUAL

## ACCOUNT HOLDINGS

### CASH & CASH EQUIVALENTS (0.00% of Holdings)

DESCRIPTION	OPENING BALANCE	CLOSING BALANCE	PORTFOLIO (%)	AVG BALANCE
-------------	--------------------	--------------------	------------------	----------------

The Extended Insurance Sweep Deposit Account (ESDA) program is comprised of deposit accounts with E\*TRADE Bank and up to four other depository institutions. The ESDA account at each bank is FDIC-insured up to \$250,000.00.

**TOTAL CASH & CASH EQUIVALENTS YTD INTEREST (SWEEP ONLY)** **\$7.06**

### STOCKS, OPTIONS & EXCHANGE-TRADED FUNDS (100.00% of Holdings)

DESCRIPTION	SYMBOL/ CUSIP	ACCT TYPE	QUANTITY	PRICE	TOTAL MKT VALUE	PORTFOLIO (%)	EST. ANNUAL INCOME	EST. ANNUAL YIELD (%)
AMERICAN CAPITAL LIMITED	ACAS	Margin	1,199.0776	2.6800	3,213.53	0.11		
ANTHRACITE CAPITAL INC	AHR	Margin	186,008	0.7200	133,925.76	4.39		
AT&T INC	T	Margin	10,000	25.6700	256,700.00	8.41	16,400.00	6.39%
BIOSTAR PHARMACEUTICALS INC	BSPM	Margin	35,000	2.3300	81,550.00	2.67		
CHINA AGRI-BUSINESS INC	CHBU	Margin	20,000	0.6105	12,210.00	0.40		
CHINA ARCHITECTURAL ENGINEERING INC	CAEI	Margin	15,000	1.3400	20,100.00	0.66		
CHINA ARMCO METALS INC	CNAM	Margin	65,000	3.0400	197,600.00	6.47		
CHINA BIOLOGIC PRODUCTS INC	CBPO	Margin	4,000	8.4000	33,600.00	1.10		
CHINA CLEAN ENERGY INC	CCGY	Margin	219,000	0.5790	126,801.00	4.15		
CHINA DASHENG BIOTECHNOLOGY COMPANY	CDBTE	Margin	99,000	0.1499	14,840.10	0.49		
CHINA DIGITAL COMMUNICATION GROUP NEW	CMTF	Margin	26,145	6.6000	172,557.00	5.65		
CHINA ENERGY CORPORATION	CHGY	Margin	60,000	0.7212	43,272.00	1.42		
CHINA GROWTH DEVELOPMENT INC	CGDI	Margin	65,000	0.4700	30,550.00	1.00		
CHINA KANGTAI CACTUS BIO-TECH INC	CKGT	Margin	20,000	1.6060	32,120.00	1.05		
CHINA MEDICINE CORPORATION	CHME	Margin	5,500	2.1200	11,660.00	0.38		



Account Number: 6427-4483

Statement Period : October 1, 2009 - October 31, 2009

Account Type: INDIVIDUAL

**STOCKS, OPTIONS & EXCHANGE-TRADED FUNDS (Continued)**

DESCRIPTION	SYMBOL/ CUSIP	ACCT TYPE	QUANTITY	PRICE	TOTAL MKT VALUE	PORTFOLIO (%)	EST. ANNUAL INCOME	EST. ANNUAL YIELD (%)
CHINA ORGANIC AGRICULTURE INC	CNOA	Margin	248,290	1.1700	290,499.30	9.52		
CHINA POWER EQUIPMENT INC	CPQQ	Margin	21,205	1.6600	35,200.30	1.15		
CHINA YONGXIN PHARMACEUTICALS INC	CYXN	Margin	90,000	0.5200	46,800.00	1.53		
CHINA 3C GROUP	CHCG	Margin	50,000	0.6008	30,040.00	0.98		
CONSECO INC NEW	CNO	Margin	40,000	5.2100	208,400.00	6.83		
***DANAOS CORPORATION	DAC	Margin		4.1000	0.00	0.00		
DEVELOPERS DIVERSIFIED REALTY CORP	DDR	Margin		8.5900	0.00	0.00		
GOLD HORSE INTERNATIONAL INC	GHII	Margin	367,128	0.0900	33,041.52	1.08		
HEARUSA INC NEW	EAR	Margin	5,500	1.4000	7,700.00	0.25		
JADE ART GROUP INC NEW	JADA	Margin	250,000	0.4000	100,000.00	3.28		
LONGWEI PETROLEUM INVESTMENT HOLDING LIMITED	LPIH	Margin	105,000	1.8500	194,250.00	6.37		
LOTUS PHARMACEUTICALS INC	LTUS	Margin	100,250	0.8600	86,215.00	2.83		
MCG CAPITAL CORP	MCGC	Margin	10,000	3.9900	39,900.00	1.31		
MYSTARU COM INC	628636102	Margin		0.1910	0.00	0.00		
ORIENT PAPER INC COM	OPAI	Margin	133,500	1.3500	180,225.00	5.91		
PATRIOT CAPITAL FUNDING INC	PCAP	Margin	12,000	3.8500	46,200.00	1.51		
PUDA COAL INC NEW	PUDA	Margin	15,643	6.8900	107,780.27	3.53		
***QIAO XING UNIVERSAL TELEPHONE	XING	Margin	15,000	1.8500	27,750.00	0.91		
SHENGTAI PHARMACEUTICAL INC	SGTI	Margin	7,584	0.8197	6,216.60	0.20		
SINO CLEAN ENERGY INC	SCLX	Margin	100,500	0.5300	53,265.00	1.75		



Account Number: 6427-4483

Statement Period : October 1, 2009 - October 31, 2009

Account Type: INDIVIDUAL

**STOCKS, OPTIONS & EXCHANGE-TRADED FUNDS (Continued)**

DESCRIPTION	SYMBOL/ CUSIP	ACCT TYPE	QUANTITY	PRICE	TOTAL MKT VALUE	PORTFOLIO (%)	EST. ANNUAL INCOME	EST. ANNUAL YIELD (%)
SKYSTAR BIO PHARMACEUTICAL COMPANY NEW	SKBI	Margin	1,000	16.7000	16,700.00	0.55		
SONGZAI INTERNATIONAL HOLDING GROUP INC NEW	SGZH	Margin	7,000	9.9500	69,650.00	2.28		
SUBAYE INC	SBAY	Margin	17,259	17.4000	300,306.60	9.84		
WEIKANG BIO-TECHNOLOGY GROUP COMPANY INC	WKBT	Margin	400	2.4200	968.00	0.03		
<b>TOTAL STOCKS, OPTIONS &amp; ETF</b>					<b>\$3,051,806.98</b>	<b>100.00%</b>	<b>\$16,400.00</b>	<b>0.54%</b>
<b>TOTAL PRICED PORTFOLIO HOLDINGS (ON 10/31/09)</b>					<b>\$2,828,562.78</b>			
<b>TOTAL ESTIMATED ACCOUNT HOLDINGS ANNUAL INCOME</b>					<b>\$16,400.00</b>			

**TRANSACTION HISTORY**

**SECURITIES PURCHASED OR SOLD**

TRADE DATE	SETTLEMENT DATE	DESCRIPTION	SYMBOL/ CUSIP	TRANSACTION TYPE	QUANTITY	PRICE	AMOUNT PURCHASED	AMOUNT SOLD
09/29/09 09:30	10/02/09	SHENGTAI PHARMACEUTICAL INC	SGTI	Sold	-2,000	0.9500		1,889.96
09/29/09 09:32	10/02/09	SHENGTAI PHARMACEUTICAL INC	SGTI	Sold	-10,416	0.9000		9,374.15
09/30/09 15:53	10/05/09	CHINA GROWTH DEVELOPMENT INC	CGDI	Bought	2,500	0.5600	1,409.99	
09/30/09 15:53	10/05/09	CHINA GROWTH DEVELOPMENT INC	CGDI	Bought	3,000	0.5700	1,710.00	
09/30/09 10:36	10/05/09	***DANAOS CORPORATION	DAC	Sold	-2,000	5.0600		10,109.74
09/30/09 10:32	10/05/09	DEVELOPERS DIVERSIFIED REALTY CORP	DDR	Sold	-2,800	9.2000		25,749.34
09/30/09 10:39	10/05/09	SINO CLEAN ENERGY INC	SCLX	Bought	4,000	0.4080	1,632.00	
09/30/09 10:38	10/05/09	SINO CLEAN ENERGY INC	SCLX	Bought	11,994	0.4049	4,866.36	



Account Number: 6427-4483

Statement Period : October 1, 2009 - October 31, 2009

Account Type: INDIVIDUAL

**SECURITIES PURCHASED OR SOLD (Continued)**

TRADE DATE	SETTLEMENT DATE	DESCRIPTION	SYMBOL/CUSIP	TRANSACTION TYPE	QUANTITY	PRICE	AMOUNT PURCHASED	AMOUNT SOLD
09/30/09 10:40	10/05/09	SINO CLEAN ENERGY INC	SCLX	Bought	44,006	0.4100	18,042.46	
10/02/09 10:29	10/07/09	CHINA GROWTH DEVELOPMENT INC	CGDI	Bought	34,500	0.5700	19,674.99	
10/05/09 12:11	10/08/09	MYSTARU COM INC	MYST	Bought	5,000	0.0930	474.99	
10/05/09 15:43	10/08/09	MYSTARU COM INC	MYST	Bought	30,000	0.1000	3,009.99	
10/05/09 10:19	10/08/09	MYSTARU COM INC	MYST	Bought	100,000	0.0950	9,509.99	
10/05/09 14:04	10/08/09	MYSTARU COM INC	MYST	Bought	100,000	0.0950	9,509.99	
10/05/09 14:06	10/08/09	MYSTARU COM INC	MYST	Bought	100,000	0.0960	9,600.00	
10/06/09 15:50	10/09/09	MYSTARU COM INC	MYST	Bought	3,900	0.0970	388.29	
10/06/09 12:45	10/09/09	MYSTARU COM INC	MYST	Bought	21,275	0.0930	1,988.57	
10/06/09 15:57	10/09/09	MYSTARU COM INC	MYST	Bought	50,000	0.0990	4,959.99	
10/06/09 15:56	10/09/09	MYSTARU COM INC	MYST	Bought	50,000	0.1000	5,000.00	
10/07/09 12:13	10/13/09	MYSTARU COM INC	MYST	Bought	100,000	0.1060	10,609.99	
10/20/09 11:45	10/23/09	CHINA DASHENG BIOTECHNOLOGY COMPANY	CDBTE	Sold	-10,000	0.3300		3,289.92
10/20/09 11:46	10/23/09	CHINA DASHENG BIOTECHNOLOGY COMPANY	CDBTE	Sold	-11,000	0.3000		3,299.91
10/20/09 09:44	10/23/09	CHINA DASHENG BIOTECHNOLOGY COMPANY	CDBTE	Sold	-13,000	0.4500		5,849.84
10/20/09 09:41	10/23/09	CHINA DASHENG BIOTECHNOLOGY COMPANY	CDBTE	Sold	-20,000	0.4800		9,589.76
10/20/09 11:46	10/23/09	CHINA DASHENG BIOTECHNOLOGY COMPANY	CDBTE	Sold	-75,000	0.3200		23,999.38
10/22/09 15:59	10/27/09	CHINA CLEAN ENERGY INC	CCGY	Bought	10,000	0.7000	7,009.99	
10/23/09 14:48	10/28/09	CHINA POWER EQUIPMENT INC	CPQQ	Bought	6,205	1.6000	9,937.99	





Account Number: 6427-4483

Statement Period : October 1, 2009 - October 31, 2009

Account Type: INDIVIDUAL

**SECURITIES PURCHASED OR SOLD (Continued)**

TRADE DATE	SETTLEMENT DATE	DESCRIPTION	SYMBOL/CUSIP	TRANSACTION TYPE	QUANTITY	PRICE	AMOUNT PURCHASED	AMOUNT SOLD
10/26/09 15:29	10/29/09	HEARUSA INC NEW	EAR	Bought	3,900	1.2900	5,040.99	
10/27/09 12:27	10/30/09	CHINA MEDICINE CORPORATION	CHME	Bought	5,000	2.2500	11,259.99	
10/27/09 09:30	10/30/09	HEARUSA INC NEW	EAR	Bought	1,600	1.2900	2,073.99	
10/27/09 15:21	10/30/09	WEIKANG BIO-TECHNOLOGY GROUP COMPANY INC	WKBT	Bought	400	2.5000	1,009.99	
<b>TOTAL SECURITIES ACTIVITY</b>							<b>\$138,720.54</b>	<b>\$93,152.00</b>

**UNSETTLED TRADES**

TRADE DATE	SETTLEMENT DATE	DESCRIPTION	SYMBOL/CUSIP	TRANSACTION TYPE	QUANTITY	PRICE	AMOUNT PURCHASED	AMOUNT SOLD
10/28/09		CHINA DASHENG BIOTECHNOLOGY COMPANY	CDBTE	Sold	2,500	0.1016		253.99
10/28/09		CHINA DASHENG BIOTECHNOLOGY COMPANY	CDBTE	Sold	9,998	0.1010		1,009.77
10/28/09		CHINA DASHENG BIOTECHNOLOGY COMPANY	CDBTE	Sold	17,000	0.1100		1,869.95
10/28/09		CHINA DASHENG BIOTECHNOLOGY COMPANY	CDBTE	Sold	20,000	0.1150		2,289.95
10/28/09		CHINA DASHENG BIOTECHNOLOGY COMPANY	CDBTE	Sold	49,502	0.1000		4,950.07
10/28/09		WEIKANG BIO-TECHNOLOGY GROUP COMPANY INC	WKBT	Bought	2,000	2.5000	5,009.99	



Account Number: 6427-4483

Statement Period : October 1, 2009 - October 31, 2009

Account Type: INDIVIDUAL

**DIVIDENDS & INTEREST ACTIVITY**

DATE	TRANSACTION TYPE	DESCRIPTION	SYMBOL/ CUSIP	AMOUNT DEBITED	AMOUNT CREDITED
10/15/09	Dividend	DEVELOPERS DIVERSIFIED REALTY CORP CASH DIV ON 2800 SHS REC 09/23/09 PAY 10/15/09 NON-QUALIFIED DIVIDEND	DDR		56.00
10/26/09	Interest	FROM 09/26 THRU 10/25 @ 5.990% BAL 185,914 AVBAL 198,304		989.87	
<b>TOTAL DIVIDENDS &amp; INTEREST ACTIVITY</b>				<b>\$989.87</b>	<b>\$56.00</b>
<b>NET DIVIDENDS &amp; INTEREST ACTIVITY</b>				<b>\$933.87</b>	

**OTHER ACTIVITY**

DATE	DESCRIPTION	SYMBOL/ CUSIP	TRANSACTION TYPE	QUANTITY	PRICE	AMOUNT DEBITED	AMOUNT CREDITED
10/27/09	MYSTARU COM INC MANDATORY REORG FEE CHARGED	628636102	Fee			20.00	
10/27/09	MYSTARU COM INC REV SPLIT 1 FOR 100 INTO 86428D104	628636102	Reverse Splt	-1,725,975			
10/27/09	SUBAYE INC RESULT OF REVERSE SPLIT	SBAY	Reverse Splt	17,259			
10/29/09	SUBAYE INC CIL ON 0.75000@ 17.55000	SBAY	Cash-in-Lieu				13.16
<b>TOTAL OTHER ACTIVITY</b>						<b>\$20.00</b>	<b>\$13.16</b>
<b>NET OTHER ACTIVITY</b>						<b>\$6.84</b>	