

May 1, 2010 - May 31, 2010

Account Number: 6427-4483

Account Type: INDIVIDUAL

**E\*TRADE Securities LLC**

PO Box 1542

Merrifield, VA 22116

1-800-ETRADE-1 (1-800-387-2331)

etrade.com Member FINRA/SIPC

**Customer Update:****STRENGTHEN YOUR PORTFOLIO, ONE CLICK AT A TIME.** Our Online Advisor tool lets you:

- See where you stand today
- Create a diversified, long-term plan
- Get customized recommendations

Get started at **etrade.com/onlineadvisor****IMPORTANT INFORMATION:**

**NEW! Managed Investment Portfolios.** Get an easy, diversified plan from E\*TRADE Capital Management. Call **1-800-760-9036** or visit **etrade.com/managed** to learn more.



AHMED A ABDEL-LATIEF  
50601 HEDGEWOOD CT  
GRANGER IN 46530-6835

**Account At A Glance****\$3,834,405.05**

As of 04/30/10

**\$3,303,229.99**

As of 05/31/10

**Net Change:****\$-531,175.06**

Securities products and services are offered by E\*TRADE Securities LLC, Member FINRA. Your account is carried by an affiliate, E\*TRADE Clearing LLC, Member NYSE/FINRA/SIPC, which maintains your funds and securities. Please promptly report any inaccuracy or discrepancy in your account to both E\*TRADE Securities LLC at 1-800-ETRADE-1 and E\*TRADE Clearing LLC at 201-499-6247. You should re-confirm any oral communication in writing to further protect your rights, including rights under the Securities Investor Protection Act (SIPA).

DETACH HERE

AHMED A ABDEL-LATIEF  
50601 HEDGEWOOD CT  
GRANGER IN 46530-6835

DETACH HERE

**Use This Deposit Slip****Acct: 6427-4483****Please do not send cash**

Make checks payable to E\*TRADE Clearing LLC.

Mail deposits to:



E\*TRADE CLEARING LLC  
P.O. Box 1542  
Merrifield, VA 22116-1542

**TOTAL DEPOSIT**

Dollars	Cents

053120100001 111642744838

**E\*TRADE Securities**  
Investment Account



**E\*TRADE**  
**FINANCIAL**  
Trading • Investing • Banking



Please refer to the E\*TRADE Securities Brokerage Customer Agreement for a complete discussion of the terms and conditions governing your account. If you have questions regarding the Customer Agreement or your account, please e-mail us through [etrade.com](mailto:etrade.com) or call 1-800-ETRADE1.

THE INFORMATION CONTAINED IN YOUR ACCOUNT STATEMENT SHALL BE BINDING UPON YOU IF YOU DO NOT OBJECT, EITHER IN WRITING OR VIA ELECTRONIC MAIL, WITHIN FIVE (5) DAYS AFTER THE ACCOUNT STATEMENT IS FIRST RECEIVED BY YOU, OR WITHIN SIXTY (60) DAYS FOR ANY TRANSFER OF FUNDS SUBJECT TO REGULATION E, SUCH AS ATM AND POINT-OF-SALE TRANSFERS, DEBIT TRANSACTIONS, DIRECT DEPOSITS, AND WITHDRAWALS. IN CASE OF ERRORS OR QUESTIONS ABOUT YOUR ELECTRONIC TRANSFERS, DIRECT INQUIRIES TO 1-800-ETRADE1 OR WRITE TO US AT E\*TRADE SECURITIES LLC, P.O. BOX 1542, MERRIFIELD, VA 22116-1542.

**Applicable Rules and Regulations.** All transactions in your account shall be subject to the constitution, rules, regulations, customs, and usages of the exchange or market, and its clearing house, where the transactions are executed by E\*TRADE Clearing LLC (ETC) or its agents, including ETC subsidiaries and affiliates. Also, where applicable, the transactions shall be subject to the provisions of the Securities Act of 1933, as amended, the Securities Exchange Act of 1934, as amended, and the rules and regulations of the Securities and Exchange Commission ("SEC"), the Board of Governors of the Federal Reserve System, and any applicable self-regulatory organization.

**Securities Pricing.** The amounts printed in the market value column of the Account Holdings section, or any amounts derived there from, are based on U.S. month end prices and are provided to us by outside quotation services for the securities currently held by us in your account. Prices of municipal bonds, certain over-the-counter securities, and federal obligations are approximations and are only for guidance purposes. The prices used are based on the last reported transaction known to the quotation services or of the yields or values that are calculated on the basis of these prices. The value of brokered CDs reflected on this statement is estimated by a third-party pricing service. Actual value may differ if you elect to sell your CD(s) in the secondary market.

**Interest/Dividends.** We are required by law to report annually to you and to the Internal Revenue Service on Form 1099 any taxable interest, dividends, and capital gains credited to your account, as well as any taxes withheld. The year-to-date figures shown on your statement reflect these amounts classified to the best of our current knowledge. However, some payments are subject to reclassification, which will be reflected on subsequent statements if we are advised of them prior to the end of the calendar year.

**SIPC and Other Insurance Coverage.** ETC is a member of the Securities Investor Protection Corporation ("SIPC"). SIPC currently protects the assets in each of your securities accounts at ETC up to \$500,000, of which no more than \$100,000 may be in cash. Visit [www.sipc.org](http://www.sipc.org) or call (202) 371-8300 for more information including a brochure on SIPC protection. (Please note that money market mutual fund balances are not considered cash; they are considered to be securities.) Additional protection has been secured through an independent insurer. Account protection does not cover the market risks associated with investing.

**Trading in non-U.S. Markets.** Investing outside the United States involves additional risks related to currency fluctuations, economic and political differences and differences in accounting standards. In order to trade in non-U.S. markets, you first must either: (1) convert U.S. dollars held in your account to the applicable currency of the non-U.S. market in which you wish to trade; or (2) transfer into your account the applicable non-U.S. currency. Currency exchanges are affected by affiliates of ETC on a principal basis, and may include a mark-up or mark-down, as appropriate. You should be aware that more favorable exchange rates may be available through third parties not affiliated with ETC. These currency transactions are not regulated or overseen by the SEC or the Commodities Futures Trading Commission, or any of the securities or commodities self-regulatory organizations. Securities trades executed on a non-U.S. exchange will be effected by one or more affiliates of ETC, which may be compensated for their services.

**Payment for Order Flow.** The SEC (as well as the FINRA) requires that all broker-dealers inform their customers when a new account is opened, and on an annual basis thereafter, of payment for order flow practices (compensation received for placing orders through specialists on national

securities exchanges, over-the-counter market makers, alternative trading systems, and ECN's (collectively, "market centers"). Consistent with the overriding principle of best execution, ETC, at the direction of its affiliate E\*TRADE Securities LLC ("ETS"), routes orders to various market centers. ETS, through ETC, receives remuneration (generally in the form of per share cash payments or through profit sharing arrangements) for routing orders in securities to particular market centers for execution. Such remuneration is considered compensation to ETS, and the source and amount of any compensation received in connection with your transaction will be disclosed to you upon written request. E\*TRADE Financial Corp. has a financial interest in ISE Stock Exchange, LLC, CHX Holdings, Inc. (owner and operator of the Chicago Stock Exchange) and a market maker subsidiary (E\*TRADE Capital Markets). ETS takes a number of factors into consideration in determining where to route customers' orders, including, but not limited to: speed of execution; price improvement opportunities (executions at prices superior to the then prevailing inside market); automatic execution guarantees; the availability of efficient and reliable order handling systems; level of service provided; the cost of executing orders; and, all other factors being equal, whether or not it will receive cash or non-cash payments for routing order flow and reciprocal business arrangements. ETC and ETS regularly and rigorously review transactions and market centers for execution quality based on the foregoing factors.

**Margin Accounts.** Whether a purchase may be made on margin, how much of the purchase price must be in your account at the time you place your order, and your margin maintenance requirements are determined by the Federal Reserve Board ("FRB"), by applicable exchange rules and by ETC. For our protection, we reserve the right, at any time and without prior notice to you, to impose stricter requirements than those imposed by the FRB or applicable exchange rules. You will be charged interest on a daily basis on all debit balances that you owe to ETC and on credit extended to you by ETC for the purpose of purchasing, carrying, or trading in securities or otherwise. Interest is calculated on a 360-day basis using settlement date balances. The applicable interest rate for margin loans is a fixed percentage above ETC's Base Rate, which is set at our discretion with reference to commercially recognized interest rates. The margin interest rate will change without prior notice as the Base Rate changes. Information about ETC's Base Rate is available upon written request to ETC. For more information on how ETC calculates interest, please see the E\*TRADE Securities Brokerage Customer Agreement.

**Cash Balances.** Any cash balances are held unsegregated and may be used by ETC in the conduct of its business, subject to the limitations of Rule 15c3-3 under the Securities Exchange Act of 1934. ETC reserves the right to require seven days' prior notice before permitting a withdrawal or transfer of funds from the time sub-account of my Cash Balance. ETC has no present intention of exercising this provision. However, ETC may, at its sole discretion, choose to do so in the future.

**Options Trading.** If you are approved for options trading, you are responsible for advising ETC of any material changes in your investment objectives or financial situation. Additionally, further information regarding commissions and other charges related to the execution of option transactions has been included in the confirmations of such transactions previously provided to you. Such information will also be made available promptly upon request.

**Random Allocation of Options Exercise Notices.** Exercise assignment notices for options contracts are allocated among customer short options positions in accordance with a random allocation method. A detailed description of ETC's random allocation method is available upon request.

**Financial Statement.** A financial statement of ETC is available for your inspection at [etrade.com](http://etrade.com) or will be mailed to you upon your written request.

ETC is an indirect subsidiary of E\*TRADE Financial Corporation.

If you have a complaint, please call 1-800-ETRADE1, or write to: E\*TRADE Securities LLC, P.O. Box 1542, Merrifield, VA 22116.

#### General Information

**This Statement's Closing Equity.** Market value of all long positions less the market value of all short positions, plus or minus the dollar amount of the net closing money balance.

**Net Change in Equity.** The difference between this statement's closing equity and last statement's closing equity.

**Margin Interest.** Interest expense charges on the daily debit balance in your account.

**Market Value.** The closing price of each security position as of the last business day of the month. (Market value of some positions may be omitted).

**Money Activity Summary.** Total debit (such as purchases, withdrawals, margin interest charges) and total credits (such as sales, deposits, interest, or dividend income) to your account, along with the Combined Opening and Combined Closing balances, are reflected as of the last business day of the statement period.

**Activity/Trade Date.** Trade date or transaction date of other entries.

**Total Portfolio Percent.** Percentage of your holding by issue of security.

**DIV/CPN% Yield.** Annual dividend or bond % yield.

**Open Orders.** Buy or sell orders for securities that have not yet been executed or canceled.

**Symbol/CUSIP.** The symbol or identification number for each security.



Account Number: 6427-4483

Statement Period : May 1, 2010 - May 31, 2010

Account Type: INDIVIDUAL

**Customer Update:**

**NEED HELP? Visit our Online Service Center.** The fastest way to get the answers you need. Go to [etrade.com/servicecenter](http://etrade.com/servicecenter)

**ACCOUNT OVERVIEW**

Last Statement Date: April 30, 2010


Beginning Account Value (On 04/30/10): \$ 3,834,405.05

Ending Account Value (On 05/31/10): \$ 3,303,229.99

Net Change: \$ -531,175.06

For current rates, please visit [www.etrade.com/rates](http://www.etrade.com/rates)

**ASSET ALLOCATION (AS OF 05/31/10)**



100.00% - Stocks, Options & ETF (Long)

**ACCOUNT VALUE SUMMARY**

	AS OF 05/31/10	AS OF 04/30/10	% CHANGE
Margin Balance	\$-1,042,482.43	\$ -611,105.03	-70.58%
<b>Total Cash/Margin Debt</b>	<b>\$-1,042,482.43</b>	<b>\$ -611,105.03</b>	<b>-70.59%</b>
Stocks, Options & ETF (Long)	\$4,345,712.42	\$4,445,510.08	-2.24%
<b>Total Value of Securities</b>	<b>\$4,345,712.42</b>	<b>\$4,445,510.08</b>	<b>-2.24%</b>
<b>Net Account Value</b>	<b>\$3,303,229.99</b>	<b>\$3,834,405.05</b>	<b>-13.85%</b>

Securities products and services are offered by E\*TRADE Securities LLC, Member FINRA/SIPC. Sweep Deposit Account is a bank deposit account with E\*TRADE Bank, a Federal savings bank, Member FDIC. IRA, Keogh and certain other retirement sweep deposit accounts at each bank are FDIC-insured up to a maximum of \$250,000; all other accounts are FDIC-insured to at least \$100,000. Securities products and cash balances other than Sweep Deposit Account funds are not FDIC-insured, are not guaranteed deposits or obligations of E\*TRADE Bank, and are subject to investment risk, including possible loss of the principal invested.

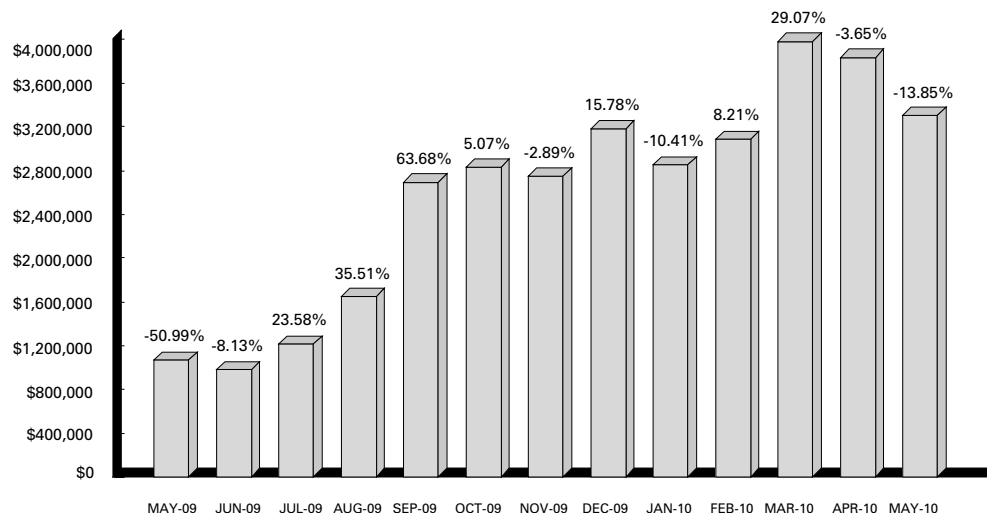


Account Number: 6427-4483

Statement Period : May 1, 2010 - May 31, 2010

Account Type: INDIVIDUAL

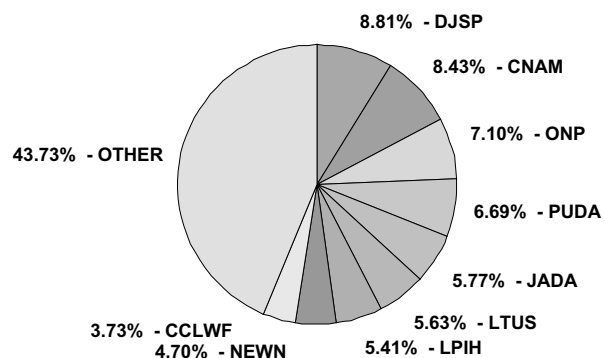
### NET ACCOUNT VALUE BY MONTH END



### ACCOUNT TRANSACTION SUMMARY

DESCRIPTION	THIS PERIOD	YEAR TO DATE
Securities Purchased	\$ -992,974.80	\$ -2,286,024.77
Securities Sold	\$ 563,878.92	\$ 1,300,082.20
<u>Interest Received</u>		
Taxable	\$ 0.00	\$ 0.24
<u>Dividends Received</u>		
Taxable	\$ 0.00	\$ 6,145.04
Margin Interest	\$ -2,261.52	\$ -6,434.26

### TOP 10 ACCOUNT HOLDINGS (AS OF 05/31/10)





Account Number: 6427-4483

Statement Period : May 1, 2010 - May 31, 2010

Account Type: INDIVIDUAL

## ACCOUNT HOLDINGS

### CASH & CASH EQUIVALENTS (0.00% of Holdings)

DESCRIPTION	OPENING BALANCE	CLOSING BALANCE	PORTFOLIO (%)	AVG BALANCE
-------------	--------------------	--------------------	------------------	----------------

The Extended Insurance Sweep Deposit Account (ESDA) program is comprised of deposit accounts with E\*TRADE Bank and up to four other depository institutions. The ESDA account at each bank is FDIC-insured up to \$250,000.00 but is not covered by SIPC.

**TOTAL CASH & CASH EQUIVALENTS YTD INTEREST (SWEEP ONLY)** **\$0.24**

### STOCKS, OPTIONS & EXCHANGE-TRADED FUNDS (100.00% of Holdings)

DESCRIPTION	SYMBOL/ CUSIP	ACCT TYPE	QUANTITY	PRICE	TOTAL MKT VALUE	PORTFOLIO (%)	EST. ANNUAL INCOME	EST. ANNUAL YIELD (%)
AMERICAN CAPITAL LIMITED	ACAS	Margin	0.0776	5.3300	0.41	0.00		
BIOPHARM ASIA INC	BFAR	Cash		3.6500	0.00	0.00		
BIOSTAR PHARMACEUTICALS INC	BSPM	Margin	40,000	3.5000	140,000.00	3.22		
CHINA AGRI-BUSINESS INC	CHBU	Cash	20,000	0.6200	12,400.00	0.29		
CHINA ARMCO METALS INC	CNAM	Margin	85,000	4.3100	366,350.00	8.43		
CHINA BIOLOGIC PRODUCTS INC	CBPO	Margin	4,000	12.8900	51,560.00	1.19		
CHINA BIOTICS INC	CHBT	Margin	7,000	14.3200	100,240.00	2.31		
CHINA CLEAN ENERGY INC	CCGY	Cash	149,000	0.7100	105,790.00	2.43		
CHINA ENERGY CORPORATION	CHGY	Cash	60,100	2.0900	125,609.00	2.89		
CHINA FINANCE INC	CHFI	Cash	13,000	0.1425	1,852.50	0.04		
CHINA GROWTH DEVELOPMENT INC	CGDI	Cash	29,580	0.1800	5,324.40	0.12		
CHINA INFRASTRUCTURE CONSTRUCTION CORPORATION	CHNC	Cash	6,050	2.8100	17,000.50	0.39		
CHINA KANGTAI CACTUS BIO-TECH INC	CKGT	Cash	44,000	1.6000	70,400.00	1.62		
***CHINA LINEN TEXTILE INDUSTRY LTD	CTXIF	Cash	50,000	1.3300	66,500.00	1.53		
CHINA MEDIAEXPRESS HOLDINGS INC	CCME	Margin	8,000	13.2500	106,000.00	2.44		



Account Number: 6427-4483

Statement Period : May 1, 2010 - May 31, 2010

Account Type: INDIVIDUAL

**STOCKS, OPTIONS & EXCHANGE-TRADED FUNDS (Continued)**

DESCRIPTION	SYMBOL/ CUSIP	ACCT TYPE	QUANTITY	PRICE	TOTAL MKT VALUE	PORTFOLIO (%)	EST. ANNUAL INCOME	EST. ANNUAL YIELD (%)
CHINA MEDICINE CORPORATION	CHME	Cash	30,500	2.6600	81,130.00	1.87		
CHINA ORGANIC AGRICULTURE INC	CNOA	Cash	248,290	0.6400	158,905.60	3.66		
CHINA POWER EQUIPMENT INC	CPQQ	Cash	21,205	2.7300	57,889.65	1.33		
CHINA SUN GROUP HIGH TECH CO	CSGH	Cash	55,520	1.0000	55,520.00	1.28		
***DJSP ENTERPRISES INC	DJSP	Margin	60,000	6.3800	382,800.00	8.81		
GC CHINA TURBINE CORP	GCHT	Cash	50,000	1.4800	74,000.00	1.70		
GOLD HORSE INTERNATIONAL INC	GHII	Cash	48,878	0.1040	5,083.31	0.12		
HEARUSA INC NEW	EAR	Margin	60,000	1.0500	63,000.00	1.45		
JADE ART GROUP INC	JADA	Cash	550,000	0.4560	250,800.00	5.77		
LONGWEI PETROLEUM INVESTMENT HOLDING LIMITED	LPIH	Cash	105,000	2.2400	235,200.00	5.41		
LOTUS PHARMACEUTICALS INC	LTUS	Cash	235,250	1.0400	244,660.00	5.63		
MCG CAPITAL CORP	MCGC	Margin	10,000	5.4500	54,500.00	1.25	4,400.00	8.07%
NEW ENERGY SYSTEMS GROUP	NEWN	Cash	28,645	7.1300	204,238.85	4.70		
ORIENT PAPER INC NEW	ONP	Margin	33,375	9.2400	308,385.00	7.10		
PROSPECT CAPITAL CORPORATION	PSEC	Margin	4,744	10.3100	48,910.64	1.13	7,780.00	15.91%
PUDA COAL INC NEW	PUDA	Margin	30,943	9.3967	290,762.09	6.69		
SINO CLEAN ENERGY INC NEW	SCLXD	Cash	10,050	6.9500	69,847.50	1.61		
SINO CLEAN ENERGY INC	82936G101	Cash		0.6400	0.00	0.00		
SKYSTAR BIO PHARMACEUTICAL COMPANY NEW	SKBI	Margin	16,736	8.7300	146,105.28	3.36		
SONGZAI INTERNATIONAL HOLDING GROUP INC NEW	SGZH	Cash	10,411	5.7900	60,279.69	1.39		



Account Number: 6427-4483

Statement Period : May 1, 2010 - May 31, 2010

Account Type: INDIVIDUAL

**STOCKS, OPTIONS & EXCHANGE-TRADED FUNDS (Continued)**

DESCRIPTION	SYMBOL/ CUSIP	ACCT TYPE	QUANTITY	PRICE	TOTAL MKT VALUE	PORTFOLIO (%)	EST. ANNUAL INCOME	EST. ANNUAL YIELD (%)
S3 INVESTMENT COMPANY INC NEW	SIVC	Cash	50,000,000	0.0005	25,000.00	0.58		
WEIKANG BIO-TECHNOLOGY GROUP COMPANY INC	WKBT	Cash	17,800	3.3100	58,918.00	1.36		
***WTS CHINA CERAMICS CO LTD EXP 11/16/2012	CCLWF	Cash	180,000	0.9000	162,000.00	3.73		
***WTS DJSP ENTERPRISES INC PENDING EXP	DJSPW	Margin	5,000	1.9500	9,750.00	0.22		
YASHENG GROUP	YHGG	Cash	40,300	1.9000	76,570.00	1.76		
YONGYE INTERNATIONAL INC	YONG	Margin	7,000	7.4900	52,430.00	1.21		
<b>TOTAL STOCKS, OPTIONS &amp; ETF</b>					<b>\$4,345,712.42</b>	<b>100.00%</b>	<b>\$12,180.00</b>	<b>0.28%</b>
<b>TOTAL PRICED PORTFOLIO HOLDINGS (ON 05/31/10)</b>					<b>\$3,303,229.99</b>			
<b>TOTAL ESTIMATED ACCOUNT HOLDINGS ANNUAL INCOME</b>					<b>\$12,180.00</b>			

**TRANSACTION HISTORY**

**SECURITIES PURCHASED OR SOLD**

TRADE DATE	SETTLEMENT DATE	DESCRIPTION	SYMBOL/ CUSIP	TRANSACTION TYPE	QUANTITY	PRICE	AMOUNT PURCHASED	AMOUNT SOLD
05/03/10 13:18	05/06/10	CHINA ARMCO METALS INC	CNAM	Bought	10,000	5.4000	54,009.99	
05/06/10 14:26	05/11/10	GC CHINA TURBINE CORP	GCHT	Bought	2,000	1.6000	3,209.99	
05/06/10 14:55	05/11/10	GC CHINA TURBINE CORP	GCHT	Bought	4,000	1.6200	6,480.00	
05/07/10 11:01	05/12/10	GC CHINA TURBINE CORP	GCHT	Bought	11,000	1.6200	17,829.99	
05/10/10 10:23	05/13/10	GC CHINA TURBINE CORP	GCHT	Bought	8,500	1.6200	13,779.99	
05/11/10 11:34	05/14/10	GC CHINA TURBINE CORP	GCHT	Bought	15,500	1.6200	25,119.99	



Account Number: 6427-4483

Statement Period : May 1, 2010 - May 31, 2010

Account Type: INDIVIDUAL

**SECURITIES PURCHASED OR SOLD (Continued)**

TRADE DATE	SETTLEMENT DATE	DESCRIPTION	SYMBOL/CUSIP	TRANSACTION TYPE	QUANTITY	PRICE	AMOUNT PURCHASED	AMOUNT SOLD
05/12/10 10:25	05/17/10	GC CHINA TURBINE CORP	GCHT	Bought	9,000	1.6200	14,589.99	
05/18/10 14:48	05/21/10	BIOPHARM ASIA INC	BFAR	Sold	-49,113	4.5300		222,468.14
05/19/10 10:51	05/24/10	BIOPHARM ASIA INC	BFAR	Sold	-500	4.5000		2,239.97
05/19/10 13:03	05/24/10	BIOPHARM ASIA INC	BFAR	Sold	-500	3.6500		1,814.97
05/19/10 13:04	05/24/10	BIOPHARM ASIA INC	BFAR	Sold	-500	3.5050		1,752.47
05/19/10 13:03	05/24/10	BIOPHARM ASIA INC	BFAR	Sold	-500	3.7000		1,849.96
05/19/10 11:08	05/24/10	BIOPHARM ASIA INC	BFAR	Sold	-1,500	4.1050		6,147.40
05/19/10 13:55	05/24/10	BIOPHARM ASIA INC	BFAR	Sold	-1,600	3.5000		5,599.90
05/19/10 11:00	05/24/10	BIOPHARM ASIA INC	BFAR	Sold	-2,300	4.4000		10,109.83
05/19/10 12:52	05/24/10	BIOPHARM ASIA INC	BFAR	Sold	-2,500	3.9000		9,739.84
05/19/10 13:57	05/24/10	BIOPHARM ASIA INC	BFAR	Sold	-2,500	3.4100		8,514.86
05/19/10 13:03	05/24/10	BIOPHARM ASIA INC	BFAR	Sold	-2,750	3.5500		9,762.33
05/19/10 11:08	05/24/10	BIOPHARM ASIA INC	BFAR	Sold	-3,200	4.0200		12,863.78
05/19/10 11:09	05/24/10	BIOPHARM ASIA INC	BFAR	Sold	-4,600	4.0100		18,445.68
05/19/10 14:00	05/24/10	BIOPHARM ASIA INC	BFAR	Sold	-7,500	3.4000		25,499.56
05/19/10 14:01	05/24/10	BIOPHARM ASIA INC	BFAR	Sold	-10,515	3.4050		35,802.97
05/19/10 13:04	05/24/10	BIOPHARM ASIA INC	BFAR	Sold	-18,835	3.5000		65,921.38
05/19/10 11:11	05/24/10	BIOPHARM ASIA INC	BFAR	Sold	-31,337	4.0000		125,345.88
05/19/10 14:45	05/24/10	CHINA KANGTAI CACTUS BIO-TECH INC	CKGT	Bought	500	1.5500	784.99	
05/19/10 15:03	05/24/10	CHINA KANGTAI CACTUS BIO-TECH INC	CKGT	Bought	5,000	1.6300	8,159.99	





Account Number: 6427-4483

Statement Period : May 1, 2010 - May 31, 2010

Account Type: INDIVIDUAL

**SECURITIES PURCHASED OR SOLD (Continued)**

TRADE DATE	SETTLEMENT DATE	DESCRIPTION	SYMBOL/CUSIP	TRANSACTION TYPE	QUANTITY	PRICE	AMOUNT PURCHASED	AMOUNT SOLD
05/19/10 15:04	05/24/10	CHINA KANGTAI CACTUS BIO-TECH INC	CKGT	Bought	18,500	1.6400	30,340.00	
05/19/10 13:44	05/24/10	CHINA MEDIAEXPRESS HOLDINGS INC	CCME	Bought	5,000	12.7200	63,609.99	
05/19/10 14:18	05/24/10	***WTS CHINA CERAMICS CO LTD	CCLWF	Bought	27,600	0.9500	26,229.99	
05/19/10 15:10	05/24/10	***DJSP ENTERPRISES INC	DJSP	Bought	3,000	10.7400	32,229.99	
05/19/10 15:10	05/24/10	***DJSP ENTERPRISES INC	DJSP	Bought	7,000	10.8000	75,600.00	
05/19/10 14:45	05/24/10	PUDA COAL INC NEW	PUDA	Bought	100	9.1600	925.99	
05/19/10 14:45	05/24/10	PUDA COAL INC NEW	PUDA	Bought	400	9.1800	3,672.00	
05/19/10 15:01	05/24/10	PUDA COAL INC NEW	PUDA	Bought	400	9.2800	3,712.00	
05/19/10 15:01	05/24/10	PUDA COAL INC NEW	PUDA	Bought	4,100	9.2631	37,988.99	
05/20/10 13:23	05/25/10	CHINA ARMCO METALS INC	CNAM	Bought	5,000	4.0800	20,409.99	
05/20/10 13:23	05/25/10	CHINA ARMCO METALS INC	CNAM	Bought	17,200	4.1000	70,520.00	
05/20/10 09:40	05/25/10	***WTS CHINA CERAMICS CO LTD	CCLWF	Bought	2,500	0.9000	2,259.99	
05/20/10 11:04	05/25/10	***WTS CHINA CERAMICS CO LTD	CCLWF	Bought	9,550	0.9400	8,977.00	
05/20/10 09:31	05/25/10	***WTS CHINA CERAMICS CO LTD	CCLWF	Bought	60,350	0.9500	57,332.50	
05/20/10 15:15	05/25/10	***DJSP ENTERPRISES INC	DJSP	Bought	2,950	10.2500	30,247.49	
05/20/10 15:06	05/25/10	***DJSP ENTERPRISES INC	DJSP	Bought	3,000	10.4100	31,239.99	
05/20/10 15:06	05/25/10	***DJSP ENTERPRISES INC	DJSP	Bought	7,000	10.4300	73,010.00	
05/20/10 15:14	05/25/10	***DJSP ENTERPRISES INC	DJSP	Bought	7,050	10.2800	72,474.00	
05/20/10 09:30	05/25/10	***DJSP ENTERPRISES INC	DJSP	Bought	10,000	10.7000	107,009.99	
05/21/10 09:30	05/26/10	CHINA ARMCO METALS INC	CNAM	Bought	2,800	4.0000	11,209.99	



Account Number: 6427-4483

Statement Period : May 1, 2010 - May 31, 2010

Account Type: INDIVIDUAL

**SECURITIES PURCHASED OR SOLD (Continued)**

TRADE DATE	SETTLEMENT DATE	DESCRIPTION	SYMBOL/CUSIP	TRANSACTION TYPE	QUANTITY	PRICE	AMOUNT PURCHASED	AMOUNT SOLD
05/25/10 11:20	05/28/10	***DJSP ENTERPRISES INC	DJSP	Bought	10,000	9.0000	90,009.99	
<b>TOTAL SECURITIES ACTIVITY</b>							<b>\$992,974.80</b>	<b>\$563,878.92</b>

**UNSETTLED TRADES**

TRADE DATE	SETTLEMENT DATE	DESCRIPTION	SYMBOL/CUSIP	TRANSACTION TYPE	QUANTITY	PRICE	AMOUNT PURCHASED	AMOUNT SOLD
05/28/10		***DJSP ENTERPRISES INC	DJSP	Bought	2,000	6.1100	12,229.99	
05/28/10		***DJSP ENTERPRISES INC	DJSP	Bought	23,000	6.1200	140,760.00	

**DIVIDENDS & INTEREST ACTIVITY**

DATE	TRANSACTION TYPE	DESCRIPTION	SYMBOL/CUSIP	AMOUNT DEBITED	AMOUNT CREDITED
05/26/10	Interest	FROM 04/26 THRU 05/25 @ 4.140% BAL 939,000 AVBAL 655,511		2,261.52	
<b>TOTAL DIVIDENDS &amp; INTEREST ACTIVITY</b>				<b>\$2,261.52</b>	
<b>NET DIVIDENDS &amp; INTEREST ACTIVITY</b>				<b>\$2,261.52</b>	

**WITHDRAWALS & DEPOSITS**

DATE	TRANSACTION TYPE	DESCRIPTION	WITHDRAWALS	DEPOSITS
05/10/10	Adjustment	TRNSFR FROM MARGIN TO CASH		20.00
05/10/10	Adjustment	TRNSFR FROM MARGIN TO CASH	20.00	
05/21/10	Journal	TFR TO TYPE 2	52,662.00	
05/21/10	Journal	TFR TO TYPE 2	288,748.78	
05/21/10	Adjustment	TFR CASH TO MARGIN	222,468.14	
05/21/10	Journal	TFR FROM TYPE 1		52,662.00
05/21/10	Journal	TFR FROM TYPE 1		288,748.78
05/21/10	Adjustment	TFR CASH TO MARGIN		222,468.14
<b>NET WITHDRAWALS &amp; DEPOSITS</b>				<b>\$0.00</b>



Account Number: 6427-4483

Statement Period : May 1, 2010 - May 31, 2010

Account Type: INDIVIDUAL

**OTHER ACTIVITY**

DATE	DESCRIPTION	SYMBOL/ CUSIP	TRANSACTION TYPE	QUANTITY	PRICE	AMOUNT DEBITED	AMOUNT CREDITED
05/10/10	SINO CLEAN ENERGY INC MANDATORY REORG FEE CHARGED	82936G101	Fee			20.00	
05/10/10	SINO CLEAN ENERGY INC REV SPLIT 1 FOR 10 INTO 82936G200	82936G101	Reverse Splt	-100,500			
05/10/10	SINO CLEAN ENERGY INC NEW RESULT OF REVERSE SPLIT	SCLXD	Reverse Splt	10,050			
05/12/10	GC CHINA TURBINE CORP SYSTEMATIC JOURNAL	GCHT	Journal	6,000			
05/12/10	GC CHINA TURBINE CORP SYSTEMATIC JOURNAL	GCHT	Journal	-6,000			
05/13/10	GC CHINA TURBINE CORP SYSTEMATIC JOURNAL	GCHT	Journal	11,000			
05/13/10	GC CHINA TURBINE CORP SYSTEMATIC JOURNAL	GCHT	Journal	-11,000			
05/14/10	GC CHINA TURBINE CORP SYSTEMATIC JOURNAL	GCHT	Journal	8,500			
05/14/10	GC CHINA TURBINE CORP SYSTEMATIC JOURNAL	GCHT	Journal	-8,500			
05/17/10	GC CHINA TURBINE CORP SYSTEMATIC JOURNAL	GCHT	Journal	15,500			
05/17/10	GC CHINA TURBINE CORP SYSTEMATIC JOURNAL	GCHT	Journal	-15,500			
05/18/10	GC CHINA TURBINE CORP SYSTEMATIC JOURNAL	GCHT	Journal	9,000			
05/18/10	GC CHINA TURBINE CORP SYSTEMATIC JOURNAL	GCHT	Journal	-9,000			
05/25/10	CHINA KANGTAI CACTUS BIO-TECH INC SYSTEMATIC JOURNAL	CKGT	Journal	24,000			
05/25/10	***WTS CHINA CERAMICS CO LTD DUE 11/16/12 EXP 11/16/2012 SYSTEMATIC JOURNAL	CCLWF	Journal	27,600			
05/25/10	CHINA KANGTAI CACTUS BIO-TECH INC SYSTEMATIC JOURNAL	CKGT	Journal	-24,000			
05/25/10	***WTS CHINA CERAMICS CO LTD DUE 11/16/12 EXP 11/16/2012 SYSTEMATIC JOURNAL	CCLWF	Journal	-27,600			



Account Number: 6427-4483

Statement Period : May 1, 2010 - May 31, 2010

Account Type: INDIVIDUAL

**OTHER ACTIVITY (Continued)**

DATE	DESCRIPTION	SYMBOL/ CUSIP	TRANSACTION TYPE	QUANTITY	PRICE	AMOUNT DEBITED	AMOUNT CREDITED
05/26/10	***WTS CHINA CERAMICS CO LTD DUE 11/16/12 EXP 11/16/2012 SYSTEMATIC JOURNAL	CCLWF	Journal	72,400			
05/26/10	***WTS CHINA CERAMICS CO LTD DUE 11/16/12 EXP 11/16/2012 SYSTEMATIC JOURNAL	CCLWF	Journal	-72,400			
<b>TOTAL OTHER ACTIVITY</b>						<b>\$20.00</b>	
<b>NET OTHER ACTIVITY</b>						<b>\$20.00</b>	